

DH-S5428-24GT4XF

28-Port L2+ Managed Gigabit Switch with 4-Port 10G SFP+



System Overview

The device is a 10 Gbps uplink switch with a high-performance switch engine and large cache. It has great heat dissipation and can operate in temperatures ranging -20°C to 55°C. The switch can be remotely managed through the DoLink Care cloud platform, an easy to use webpage, and SNMP. It also supports link aggregation and STP, which ensure the network remains highly stable. It is widely used in digital transformation and network construction by small and medium-sized enterprises, chain businesses, branches, government structures, schools, hotels, and more.

Functions

Wide Operating Temperature

Supports working at ambient temperatures of -20 °C to +55 °C, and has built-in professional lightning-proof circuits that effectively reduce the impact of thunderstorms on network systems and improve system robustness, allowing the device to adapt to harsh environments.

Redundant Power Supply

Redundant power supply ensures that the device is still powered when one power port malfunctions, which improves device reliability.

- All-gigabit port design (10 gigabit uplink port).
- Supports STP, RSTP and ERPS.
- IEEE802.1Q-based VLAN configuration.
- Static link aggregation and static LACP.
- Easy to manage the device through the webpage.
- EMC compliant, the device is lightning proof.
- Desktop mount and rack mount.



Link Aggregation

Combines multiple physical links into one virtual channel for dynamic redundancy and load balancing, ensuring that the connection remains stable.

Spanning Tree Protocol (STP)

Uses algorithms that calculate the best loop-free path through a Layer 2 network while providing path redundancy to prevent the occurrence of broadcast storms and enhance the stability of operations and services.

Network Topology Management

Supports the LLDP protocol and is able to generate and display the network topology, so that you can quickly identify issues, and perform operation and maintenance remotely on devices that are in the topology.

Technical Specification

Basic

Layer	Layer 2
Switching Capacity	128 Gbps
Packet Forwarding Rate	95.232 Mpps
Description of Function Slots	Port 1-24: 24 × RJ-45 10/100/1000 Mbps Port 25-28: 4 × SFP+ 1/10 Gbps
Operating Temperature	-20 °C to +55 °C (-4 °F to +131 °F)
Operating Humidity	5%–95% (RH), non-condensing
Storage Humidity	5%–95% (RH), non-condensing
Power Supply	2 built-in power supplies: 100–240 VAC, 50/60 Hz, 0.8 A
Power Consumption	Idling load: 13 W Full load: ≤ 48 W
Statics Protection	Air discharge: 8 kV Contact discharge: 6 kV
Lightning Protection	Common mode: 4 kV Differential mode: 2 kV
Net Weight	3.3 kg (7.28 lb)
Gross Weight	4.8 kg (10.58 lb)
Product Dimensions	440 mm × 308.3 mm × 44.0 mm (17.32" × 12.14" × 1.73") (L × W × H)
Packaging Dimensions	528 mm × 412 mm × 112 mm (20.79" × 16.22" × 4.41") (L × W × H)
Installation	Rack mount; desktop mount

Hardware

Debugging	1 × Console port
Reset Button	1

Performance

Packet Buffer Size	16 Mbit
Jumbo Frame	12288 Byte
MAC Table Size	32K
Communication Standard	IEEE 802.3; IEEE 802.3u; IEEE 802.3x; IEEE 802.3ab; IEEE 802.3z; IEEE 802.3ad
VLAN Number	4094
VLAN Interface	10

Feature

Ethernet Loop Protection	STP/RSTP/ERPS
VLAN Function	Port-based VLAN
Link Aggregation	LACP Static link aggregation Dynamic link aggregation
Port Feature	IEEE 802.3x flow control Unknown unicast suppression Multicast storm control Broadcast storm control
IEEE 802.3x Flow Control	Yes

Multicast	IGMP Snooping
Routing	Static routing
DHCP Function	DHCP Client
Security	802.1X Port isolation Radius HTTPS
QoS/ACL	SP/WRR queue scheduling 802.1p and DSCP priority mapping Port speed limit
Equipment Management	Cloud management Web SNMP V1/V2C/V3 NTP Logs Ping

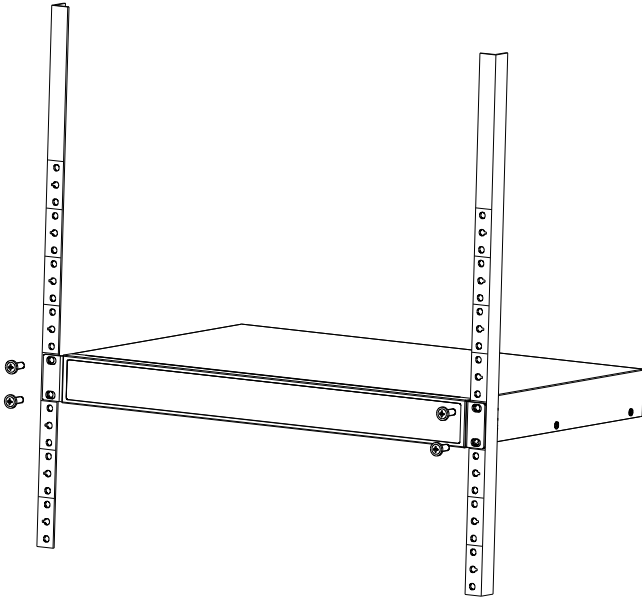
General

Packing List	1 × User Manual; 1 × Legal and Regulatory Information 1 × Warranty Card 1 × List of Hazardous Substances 1 × Power Cord 1 × Rack-mounting Kit
--------------	--


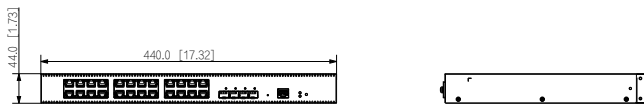
Ordering Information

Type	Model	Description
SFP module	GSFP-RJ45	Gigabit RJ45 SFP Module
	GSFP-1310T-20-SMF	Gigabit 1310/1550nm,20km,LC, Single-mode
	GSFP-1310R-20-SMF	Gigabit 1550/1310nm,20km,LC, Single-mode
	GSFP-1310-20-SMF	Gigabit 1310nm,20km,LC, Single-mode
	GSFP-850-MMF	Gigabit 850nm,550m,LC, Multi-mode
	TSFP-1270T-20-SMF	10G 1270/1330nm,20km,LC, Single-mode
	TSFP-1270R-20-SMF	10G 1330/1270nm,20km,LC, Single-mode
	TSFP-1310-20-SMF	10G 1310nm,20km,LC, Single-mode
	TSFP-1550-40-SMF	10G 1550nm,40km,LC, Single-mode
	TSFP-850-MMF	10G 850nm,300m,LC, Multi-mode

Installation



Dimensions (mm[inch])



Panels

